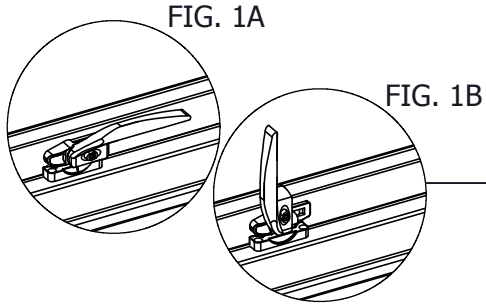


OPERATION INSTRUCTIONS

01 - UNLOCK SASH

Lift the handle to unlock the sash. Depending on the type of lock, unlock the handle with a key first and/or depress the button in the centre of the handle to lift the handle.



02 - NIGHT VENT

To lock into the night vent position open the sash a few millimetres until the tongue on the cockspur handle can be engaged into the second slot in the keeper. (FIG. 2A) If the window is fitted with an Espagnolette lock, the locking cams will locate in the second slot in the keeper. (FIG. 2B)

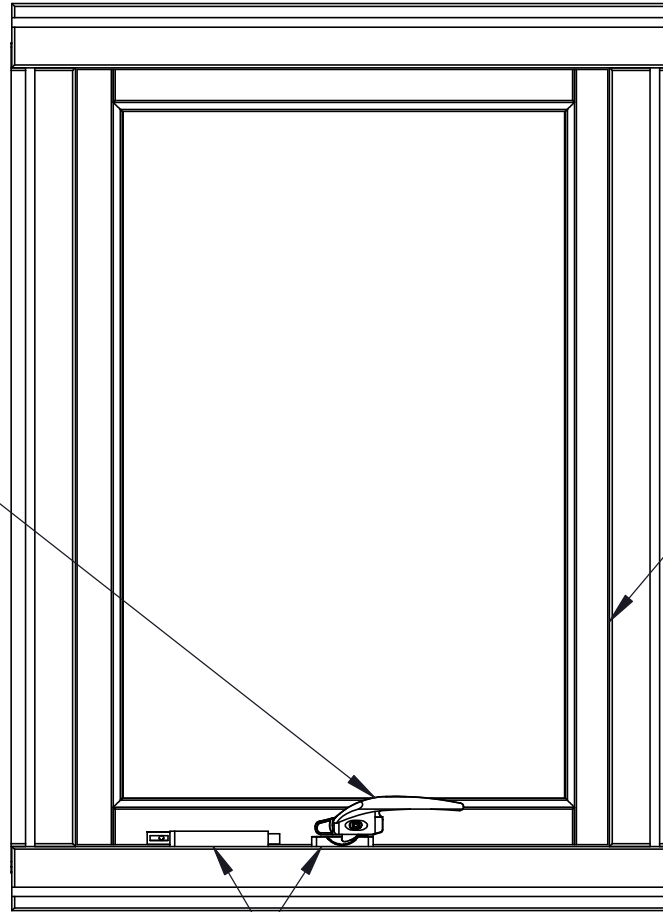
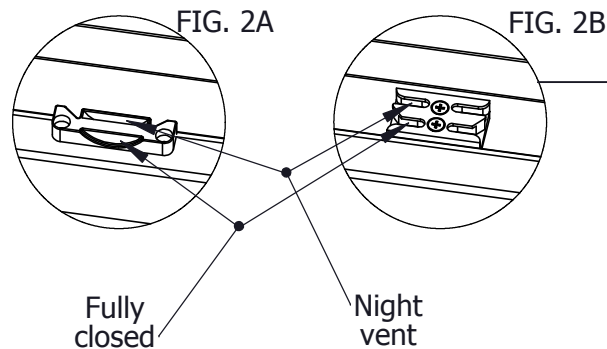


FIG. 3A

03B - RESTRICTOR

If the restrictor is incorporated into the hinge, press the button marked "PRESS" within the sliding hinge track to release the sash from the first restricted position. (FIG. 3D) Press the button again to release the sash from the second restricted position (FIG. 3E) to open the sash fully. The button must also be pressed when closing the window past the restrictor positions and when disengaging from the fully reversed position.

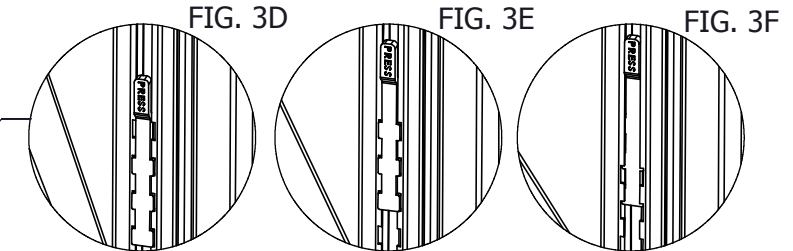


FIG. 3D

FIG. 3E

FIG. 3F

03A - RESTRICTOR

If the window is fitted with a separate restrictor, press and hold down the button on the restrictor (FIG. 3B) to release the sash. (FIG. 3C) The restrictor will automatically re-engage when the sash is closed.

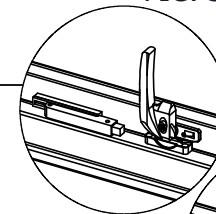


FIG. 3B

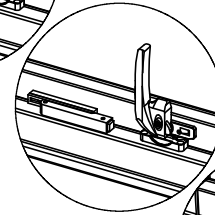
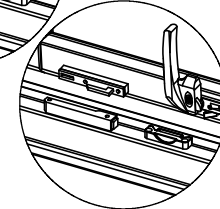


FIG. 3C




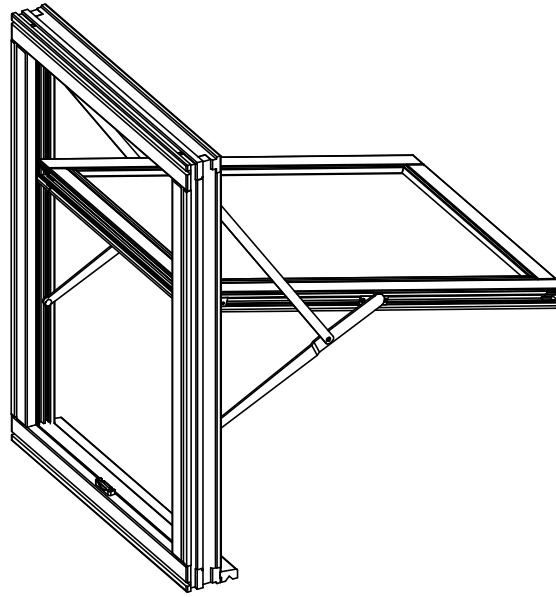

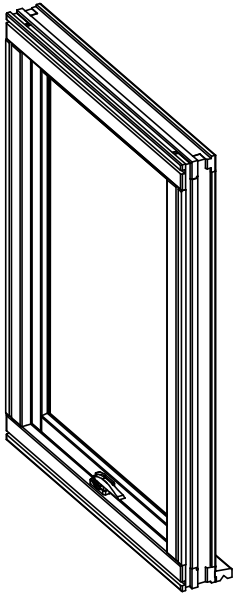
EC TOP SWING / TOP HUNG OPERATION INSTRUCTIONS - 1

BLAIRS WINDOWS LTD.
9 BAKER STREET
GREENOCK
SCOTLAND
PA15 4TU
TEL: 01475 721 256
FAX: 01475 729 313

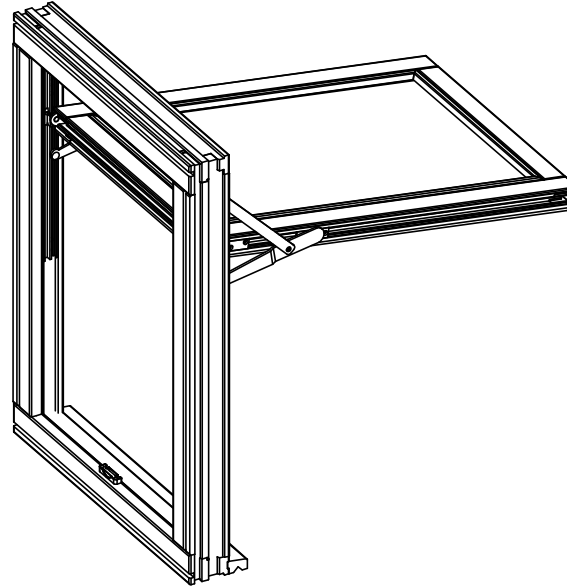
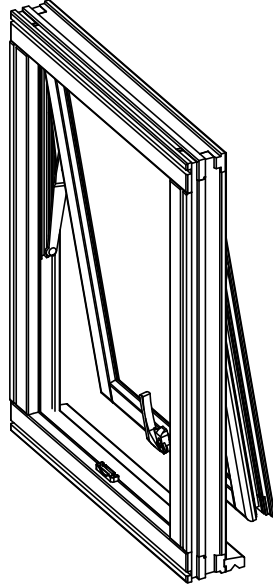
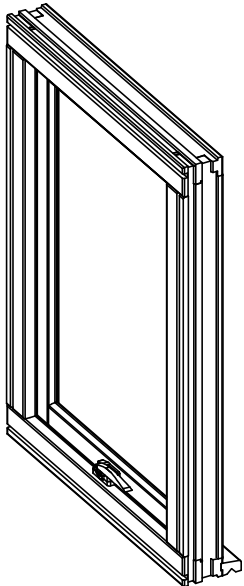


Please note that these drawings are protected by copyright, and the designs are the ownership of BLAIRS WINDOWS LTD. No copying or reproduction of these drawings is permitted without the prior approval of BLAIRS WINDOWS LTD.

TOP SWING



TOP HUNG



EC TOP SWING / TOP HUNG OPERATION INSTRUCTIONS - 2

BLAIRS WINDOWS LTD.
9 BAKER STREET
GREENOCK
SCOTLAND
PA15 4TU
TEL: 01475 721 256
FAX: 01475 729 313

BLAIRS

Please note that these drawings are protected by copyright, and the designs are the ownership of BLAIRS WINDOWS LTD. No copying or reproduction of these drawings is permitted without the prior approval of BLAIRS WINDOWS LTD.